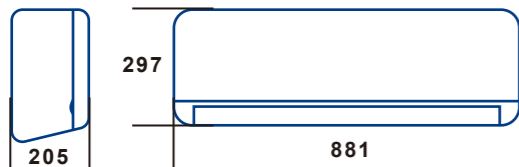



C-Icy



Size:mm(12k)



Side view



Matte finish panel

With full frosted appearance and satin design, which makes the machine high-end with elegance. Through thousands of tests, we choose the best material solution to make the frosted body and also keep a great cleaning capability.



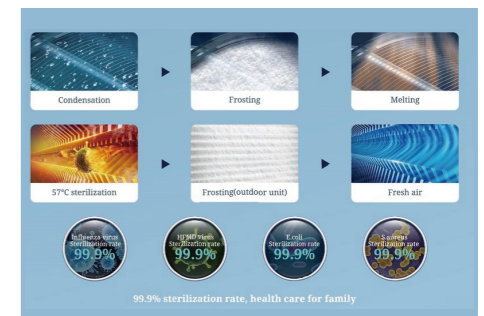
MICROPORE AIR SUPPLY

Micropores on panel and air deflector make strong wind soft and gentle. Gentle breeze without declining cooling capacity



THE FIFTH GENERATION OF SELF-CLEANING

Comprehensive upgrade, six steps for cleaning indoor and outdoor units thoroughly. Remove four major bacteria with 99.9% sterilization rate



EASY INSTALLATION II

Detachable underjaw and plate support for large operation space. The installation time is reduced by 20%



FULL DC INVERTER COMPRESSOR

Start from -30°C low temperature to 60°C high temperature, not afraid of cold and heat. Low frequency operation and energy saving



8°C CONSTANT TEMPERATURE

Constant temperature heating, surrounded by comfortable breeze



C-Series

R32 R410A

Model		09K		12K	
Performance					
Cooling Capacity	Btu/h	9000		12000	
Heating Capacity	Btu/h	9000		12000	
Net Dimension					
WxHxD	Indoor	mm	776×298×202	834×298×202	
	Outdoor	mm	709×537×281	710×545×270	
Packing Dimension					
WxHxD	Indoor	mm	831×371×282	891×371×282	
	Outdoor	mm	825×595×345	825×345×595	
Loading QTY					
Loading QTY	40H		284	271	

C-Series



















R32 R410A

Model		18K		24K	
Performance					
Cooling Capacity	Btu/h	18000		24000	
Heating Capacity	Btu/h	18000		24000	
Net Dimension					
WxHxD	Indoor	mm	1002×318×223	1145×331×230	
	Outdoor	mm	785×300×555	900×700×350	
Packing Dimension					
WxHxD	Indoor	mm	1074×390×310	1222×407×320	
	Outdoor	mm	888×367×590	1020×430×770	
Loading QTY					
Loading QTY	40H		200	135	

Remarks

- 1.The above designs and specifications are subject to change due to product improvement without prior notice.
- 2.The noise level data reflect the level in anechoic chamber.

■ Optional ■ Standard

- | | | | | |
|---|---|---|--|--|
|  Hydrophilic Aluminium Fin |  Self-Cleaning |  Sleep Mode |  Anti-Fungus Function |  Anti-Cold-Air (Heat Pump Only) |
|  Self-diagnosis Function |  Powerful Dehumidification |  Super EMC performance |  Anti-Rust Cabinet |  Internal thread Copper Piping |
|  Timer |  iFeel |  iFavor |  Golden Fin |  Bio Filter |
|  Silver Ion Filter |  Ionizer |  Auto-Restart | | |