

CENTRIFUGAL SINGLE INLET FANS

FKK Series



Single inlet centrifugal fans manufactured from high quality galvanised steel sheet, special designed for continuous extraction of polluted air with medium content of dust, oil mist, at a temperature up to 80°C.

MOTORS

All motors are IP55, Class F Insulation, 4 poles (1400 rpm), with ball bearings greased for life.

Fixed with antivibration mounts .

Electrical supply:

single phase 230V~50Hz
(speed controllable by voltage)

three phase 230/400V~50Hz (up to 3kW)

three phase 400V~50Hz
(suitable for inverter control)

MODEL CODIFICATION:

FKK **1** **2** **3** **4**

1 Inlet diameter (mm):

- from 200 to 450 mm

2 Voltage:

- M: single phase 230V~50Hz

- T: three phase 230/400V~50Hz

3 Motor power (kW):

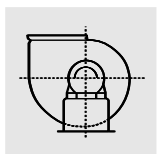
- single phase from 0,37 up to 2,2 kW

- three phase from 0,37 up to 5,5 kW

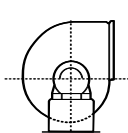
4 Outlet position

- standard position: RD 0

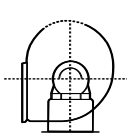
RD 0



RD 90



RD 270



APPLICATIONS:

Industrial and commercial applications with medium pressure systems (up to 820Pa). Recommended for industrial and commercial kitchens, for hoods extraction, painting cabins, industrial dryers, textile processing plants etc..

SPECIAL DESIGNED IMPELLER

Special designed impeller (semi-backward), with sparse, wide scooped blades, "spoon type".



Impeller design allows easy cleaning, and prevents oil and dust residue accumulation.

CENTRIFUGAL SINGLE INLET FANS

FKK Series

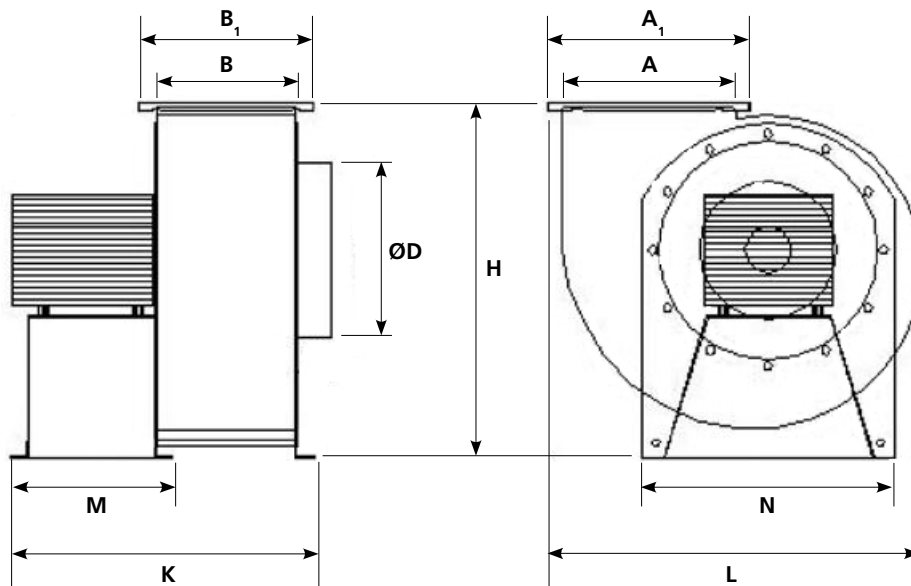
Technical Characteristics

Before installation, make sure that the data listed on the product label (voltage, power, frequency etc.), match with the intended electrical supply.

Three phase motors should be protected by thermal contacts.

Model	Speed (rpm)	Voltage	Max. abs. power (kW)	Max. current (A)		Sound pressure level (dB(A))	Max. airflow (m ³ /h)	Temperature range (°C)		Weight (kg)	Speed controller / Frequency converter
				230V	400V			min.	max.		
SINGLE PHASE 4 POLES											
200 M 0,37	1435	230V 50Hz	0,37	2,9	-	65	2500	-35	+80	9,5	STL 6A
250 M 0,75	1410	230V 50Hz	0,75	5,2	-	69	4300	-35	+80	14,7	STL 6A
250 M 1,1	1410	230V 50Hz	1,1	7,5	-	72	5900	-35	+80	17,3	STL 10A
300 M 1,5	1410	230V 50Hz	1,5	9,4	-	75	7800	-35	+80	24,5	STL 10A
350 M 2,2	1430	230V 50Hz	2,2	14,3	-	78	9000	-35	+80	31,2	STR1 16A
THREE PHASE 4 POLES											
200 T 0,37	1435	400V 50Hz	0,37	-	1,05	58	2500	-35	+80	9,5	VFD 004 EL 43
250 T 0,75	1410	400V 50Hz	0,75	-	1,63	62	4300	-35	+80	14,7	VFD 007 EL 43
250 T 1,1	1410	400V 50Hz	1,1	-	2,49	67	5900	-35	+80	17,3	VFD 015 EL 43
300 T 1,5	1410	400V 50Hz	1,5	-	3,26	72	7800	-35	+80	24,5	VFD 015 EL 43
350 T 2,2	1430	400V 50Hz	2,2	-	4,75	76	9000	-35	+80	31,2	VFD 022 EL 43
350 T 3,0	1430	400V 50Hz	3,0	-	6,17	79	11000	-35	+80	43,0	VFD 037 EL 43
400 T 4,0	1430	400V 50Hz	4,0	-	9,46	82	13000	-35	+80	47,0	VFD 055 E 43
450 T 5,5	1430	400V 50Hz	5,5	-	10,5	86	16000	-35	+80	62,0	VFD 055 E 43

Dimensions (mm)



Model	ØD	A	A ₁	B	B ₁	H	K	L	M	N
200 M / T	195	240	290	200	250	455	430	510	200	380
250 M / T	245	340	395	215	270	540	470	625	220	425
300 M / T	295	370	435	290	355	630	595	740	270	520
350 M / T	345	425	490	330	395	710	665	780	290	520
400 M / T	395	495	565	335	405	720	695	790	320	545
450 M / T	445	550	620	435	505	845	890	950	420	640

CENTRIFUGAL SINGLE INLET FANS

FKK Series

Performance curves

Qv - air volume (m³/h and m³/s)

Ps - static pressure (Pa and mmWG)

values for dry air at 20°C and 760 mmHg

performance data according to ISO 5801, AMCA 210-85 Standards, ASHRAE 51-1985.

