

# Technical Data Sheet

CODE 12024

## SUPER I T

Centrifugal duct fans for flush mounting



### Certifications

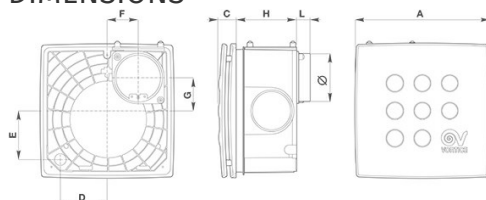


IMQ Performance

### TECHNICAL AND PERFORMANCE DATA

Absorbed power 1st speed (W)	50	Delivery 1st speed (m <sup>3</sup> /h)	140
Frequency (Hz)	50	Max delivery at max speed (l/s)	79
Insulation Class	II°	Max delivery at max speed (m <sup>3</sup> /h)	285
IP	X4	Pressure - 1st speed (mmH2O)	20
Max ambient temperature for continuous operation (°C)	50	Pressure - 1st speed (Pa)	196
Max. absorbed Current at max. speed (A)	0,5	Pressure max - max speed (mmH2O)	48
Max. absorbed Current at min. speed (A)	0,36	Pressure max - max speed (Pa)	476
Max. absorbed power at max speed (W)	115	RPM max	2160
Nominal Diameter (mm)	100	RPM min	1300
Ø Discharge Hole (mm)	97	Sound pressure level Lp [dB (A)] 3m - max speed	46,7
Voltage (V)	220-240	Sound pressure level Lp [dB (A)] 3m - min speed	33,6
Weight (Kg)	4,27	Sound pressure level side extraction [dB(A)] 3m - max speed	44,6
Delivery 1st speed (l/s)	38	Sound pressure level side extraction [dB(A)] 3m - min speed	30

### DIMENSIONS



Size A (mm)	314
Size B (mm)	314
Size C (mm)	190
Size D (mm)	Ø 97
Size E (mm)	37
Size F (mm)	76
Size G (mm)	79
Size H (mm)	37
Size I (mm)	120
Size L (mm)	120

#### PER INFORMAZIONI:

Servizio al Cliente: tel +39 02 90699395 premendo 1 dopo messaggio registrato (consulenza su prodotti e impianti)

Pre & Post Vendita: fax +39 02 90699302

Email prevendita: [prevendita@vortice-italy.com](mailto:prevendita@vortice-italy.com)

# Technical Data Sheet

CODE 12024

## SUPER I T

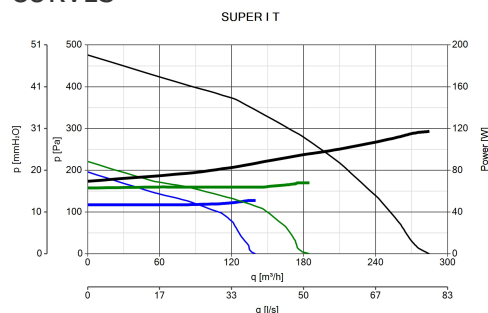
Centrifugal duct fans for flush mounting



### DESCRIPTION

- Material used for parts not recessed into wall: white ABS plastic.
- Material used for parts recessed into wall: talc-filled black plastic (PP) giving added strength.
- Nominal diameter 100 mm.
- 3 speed fan through optional TRIO-S controller (code 12871), consisting of:
  - capacitor start induction motor equipped with thermal overload cutout and self-lubricating bushings,
  - forward centrifugal impeller.
- Equipped with electronic timer designed to shut off the motor automatically after a set interval, selectable during installation in the range 3'-20' (default setting 3').

### CURVES




### ACCESSORIES



**DEVIATORE DI  
FLUSSO M 10/4**

Code 22310



**KIT SOFFITTO  
SUPER**

Code 22493



**TRIO-S**

Code 12871

#### PER INFORMAZIONI:

Servizio al Cliente: tel +39 02 90699395 premendo 1 dopo messaggio registrato (consulenza su prodotti e impianti)

Pre & Post Vendita: fax +39 02 90699302

Email prevendita: [prevendita@vortice-italy.com](mailto:prevendita@vortice-italy.com)