

Specifications

WindFree™ 4-Way 600 x 600 Cassette R32

- 2-Step Cooling: Fast Cooling & WindFree™ Cooling.
- Four-way air supply via independently adjustable blades.
- Blade angle between 32° and 75°; blade width 66 mm.
- Built-in humidity sensor.
- Built-in condensation drain pump (750 mmH₂O).
- Optional motion detector sensor.
















Indoor Unit			AC026RNNDKG/EU	AC035RNNDKG/EU	AC052RNNDKG/EU	AC071RNNDKG/EU
Outdoor Unit - Mono-Phase			AC026RXADKG/EU	AC035RXADKG/EU	AC052RXADKG/EU	AC071RXADKG/EU
Outdoor Unit - Tri-Phase						
Capacity						
	Cooling (Min/Nominal/Max)	kW	0.87/2.60/4.10	0.88/3.50/4.50	1.30/5.00/6.20	1.50/6.80/8.30
	Heating @ +7 °C (Min/Nominal/Max)	kW	0.98/3.40/4.10	1.00/4.00/4.80	1.30/5.50/7.50	1.90/7.50/9.00
	Heating @ -5 °C	kW	3.3	3.9	5.4	7.4
	Heating @ -15 °C	kW	3.00	3.50	4.80	6.50
Performance						
Energy Efficiency Cooling	SEER ¹	W/W	7.1/ A++	7.0/ A++	6.7/ A++	6.1/ A++
	Power Consumption	kWh/a	128	175	261	390
	Pdesignc	kW	2.6	3.5	5.0	6.8
	EER	W/W	3.88	3.40	3.27	2.47
Energy Efficiency Heating	SCOP ¹	W/W	4.3/ A+	4.3/ A+	4.2/ A+	3.8/ A
	Power Consumption	kWh/a	684	684	800	1,474
	Pdesignh (average)	kW	2.1	2.1	2.4	4.0
	COP ¹	W/W	3.69	3.33	3.62	2.68
Airflow Rate	Indoor Unit (H/M/L)	m ³ /min	30.0	30.0	40.0	51.0
Sound Power	Indoor Unit	dB(A)	48	50	56	58
	Outdoor Unit	dB(A)	59	61	62	65
Sound Pressure	Indoor Unit (H/M/L)	dB(A)	31/28/25	34/30/25	39/34/29	42/39/36
	Outdoor Unit (H/L)	dB(A)	47/46	48/48	48/48	51/49
Fan/Outdoor Unit	Type		Turbo	Turbo	Turbo	Turbo
	Power	W	65	65	65	65
	Number of Fans	-	1	1	1	1
Operating Temperature Range	Cooling	°C	-15-46	-15-46	-15-50	-15-50
	Heating	°C	-20.0-24.0	-20.0-24.0	-20.0-24.0	-20.0-24.0
Electrical Data						
Power Source	Indoor Unit	Φ, #, V, Hz	1Φ, 2, 220-240 V, 50 Hz	1Φ, 2, 220-240 V, 50 Hz	1Φ, 2, 220-240 V, 50 Hz	1Φ, 2, 220-240 V, 50 Hz
	Outdoor Unit Mono-Phase	Φ, #, V, Hz	1Φ, 2, 220-240 V, 50 Hz	1Φ, 2, 220-240 V, 50 Hz	1Φ, 2, 220-240 V, 50 Hz	1Φ, 2, 220-240 V, 50 Hz
	Outdoor Unit Tri-Phase	Φ, #, V, Hz	-	-	-	-
Compressor Type	Outdoor Unit	Type	Single BLDC	Single BLDC	Twin BLDC	Twin BLDC
Power (Min/Nominal/Max)	Cooling	kW	0.16/0.67/1.20	0.18/1.03/1.40	0.31/1.53/2.10	0.35/2.75/3.60
	Heating	kW	0.20/0.92/1.45	0.19/1.20/1.80	0.35/1.52/2.40	0.35/2.80/3.95
Current Input	Cooling (Min/Std/Max)	A	1.3/3.5/5.5	1.4/5.0/6.0	2.6/7.0/9.5	2.0/12.0/16.0
	Heating (Min/Std/Max)	A	1.3/4.6/7.0	1.3/5.7/10.5	2.9/7.0/11.0	2.0/12.0/17.0
	Cooling - Tri-Phase (Min/Std/Max)	A	-	-	-	-
	Heating - Tri-Phase (Min/Std/Max)	A	-	-	-	-
Dimensions						
Net Dimensions (W x H x D)	Indoor Unit	mm	575 x 266 x 575	575 x 266 x 575	575 x 266 x 575	575 x 266 x 575
	Outdoor Unit	mm	790 x 548 x 285	790 x 548 x 285	880 x 638 x 310	880 x 798 x 310
Net Weight	Indoor Unit	kg	11.5	11.5	12.0	12.0
	Outdoor Unit	kg	32.5	32.5	43.0	51.0



Indoor Unit		AC026RNNDKG/EU	AC035RNNDKG/EU	AC052RNNDKG/EU	AC071RNNDKG/EU	
Outdoor Unit - Mono-Phase		AC026RXADKG/EU	AC035RXADKG/EU	AC052RXADKG/EU	AC071RXADKG/EU	
Outdoor Unit - Tri-Phase						
Refrigerant						
Refrigerant	Type	R32 (contains fluorinated greenhouse gases. GWP = 675)				
	Factory Charging	kg	0.9/20 m	0.9/20 m	1.2/10 m	1.7/15 m
	Charging Ton equivalent CO ₂	tCO ₂ e	0.61	0.61	0.81	1.15
	Additional Refrigerant Charging	g/m	-	-	15	25
Piping Connections	Liquid Pipe	ø, inch	1/4	1/4	1/4	1/4
	Gas Pipe	ø, inch	3/8	3/8	1/2	5/8
Piping Length	Min/Max	m	3/20	3/20	3/30	3/50
Piping Height	Max	m	15	15	20	30
Piping Connections	Drain Pipe	ø, mm	ID 18	ID 18	ID 18	ID 18
Others						
Panel	Model Code		PC4SUFMAN	PC4SUFMAN	PC4SUFMAN	PC4SUFMAN
	Net Dimensions (W x H x D)	mm	620 x 46 x 620	620 x 46 x 620	620 x 46 x 620	620 x 46 x 620
	Net Weight	kg	2.7	2.7	2.7	2.7
Accessories	Drain Pump		Included	Included	Included	Included
	Max. Lifting Height/Displacement	mm / litres/h	750/24	750/24	750/24	750/24

Accessories

					
Wireless Remote Controller	Simple Type Controller	Touch Controller	Advanced Wired Controller	Touch Centralised Controller	DMS 2.5
AR-EH03E	MWR-SH00N	MWR-SH11N	MWR-WG00JN/MWR-WG00KN	MCM-A300N	MIM-D01AN
					
BACnet/Lonworks/PIM	ON/OFF Controller	Modbus Module	Wi-Fi Kit	External Thermostat	Motion Detect Sensor
MIM-B17BN/B18BN/B16N	MCM-A202DN	MIM-B19N	MIM-H04EN	MRW-TA	MCR-SMD
					
Panel (Mandatory)					
PC4SUFMAN					

¹ Energy labels as shown are according to EU No 626/2011 (LOT10) label classification 2019, on a scale from D to A+++.