


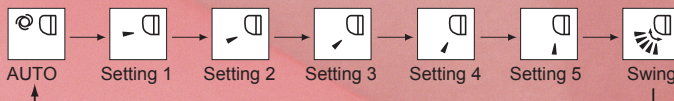
REMOTE CONTROLLER


New simple MA remote controller PAC-YT52CRA


New Design

- **Backlit LCD** Backlight for operation in dark place
- **LCD size up**
20 x 31(mm) [0.78 x 1.22(in)]
→22 x 37(mm) [0.9 x 1.5(in)]
- **Flat back**
Install without hole on wall Slim and flat type :
Thickness is less than 14.5mm [0.6(in)]
- **Vane button (standard)**
The Vane button has been added to allow the user to change airflow direction (ceiling-cassette and wall-mounted types).

Pressing the  button will switch the vane directions.




- * The settable vane direction varies depending on the indoor unit model to be connected.
- * If the unit has no vane function, the vane direction cannot be set. In this case, the vane icon blinks when the  button is pressed.



Newly added functions!

New functions have been added to the CITY MULTI series that enable the setting of certain indoor unit functions (such as static pressure) from the remote controller. (For more detailed information, please contact your nearest sales office or distributor.)



Functions

1. Operations/Display

Item	Setting	Display	Description
ON/OFF	✓	✓	Changes between ON and OFF.
Operation mode switching *1	✓	✓	Select from COOL, DRYING, FAN, AUTO, and HEAT.
Room temp. Setting *1	✓	✓	Sets a room temperature. * The preset temperature range varies depending on the indoor unit model to be connected. (The ranges for a standard model are as follows.) • COOL/DRY: 19°C - 30°C/67°F - 87°F • HEAT: 17°C - 28°C/63°F - 83°F • AUTO: 19°C - 28°C/67°F - 83°F
Fan speed setting	✓	✓	Changes the fan speed. * The settable fan speed varies depending on the indoor unit model to be connected.
Vane setting	✓	✓	Switches the vane directions. * The settable vane direction varies depending on the indoor unit model to be connected.
Ventilation equipment control	✓	✓	When the CITY MULTI indoor unit is connected, interlocked setting of the CITY MULTI LOSSNAY unit is possible. When the Mr. SLIM indoor unit (A-control) is connected, interlocked operation of the microcomputer-type LOSSNAY unit is possible.
Backlight	✓	✓	Pressing the button lights up a backlight. The light automatically turns off after a certain period of time. (The brightness settings can be selected from Bright, Dark, and Light off.)
Error information	—	✓	Displays the current error status with the address. * The address may not be displayed depending on the error status.

*1 AUTO mode is settable only when those functions are available on the indoor unit.

2. Restriction settings

Item	Setting	Display	Description
Allows/disallows local operation	—	✓	By setting a centralized controller, the following local operations are prohibited: ON/OFF; operation mode; preset temperature; * The CENTRAL icon appears while the local operations are prohibited.
Operation lock	✓	✓	Locks all buttons.
Temperature range restriction	✓	✓	The preset temperature range can be restricted for each operation mode (COOL/HEAT/AUTO).

3. Miscellaneous

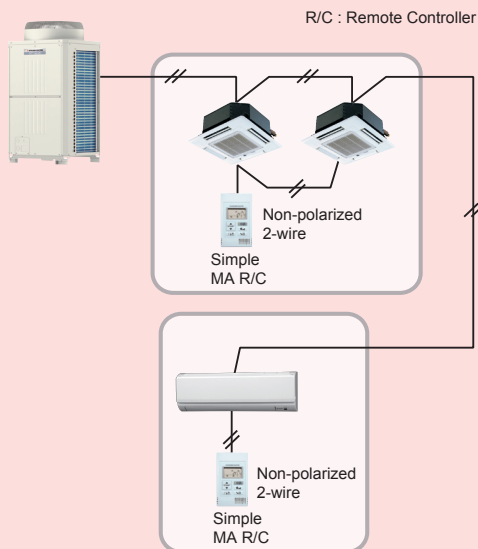
Item	Description
Room temperature detection	The temperature sensor is built-in on the remote controller.
Various settings	The following settings can be made by setting the dip switches. • Remote controller Main/Sub setting • Temperature display unit setting (Celsius/Fahrenheit) • Cooling/heating display in AUTO mode • Indoor temperature display

Connectable Models

Controllable units	
CITY MULTI indoor unit	Mr. SLIM indoor unit (A-control)
CITY MULTI LOSSNAY unit *1	

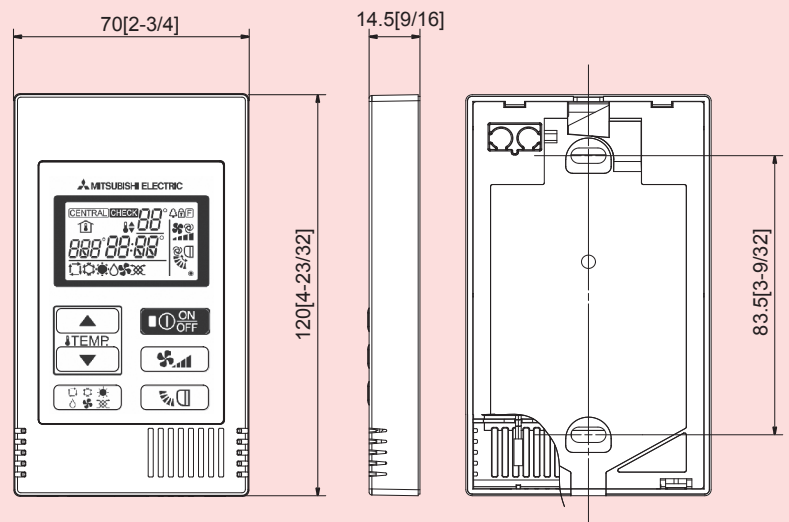
*1 Connected via indoor unit (direct connection not allowed)

System Structure



External Dimensions

Unit:mm[in.]



for a greener tomorrow

Eco Changes is the Mitsubishi Electric Group's environmental statement, and expresses the Group's stance on environmental management. Through a wide range of businesses, we are helping contribute to the realization of a sustainable society.

MITSUBISHI ELECTRIC CORPORATION

<http://Global.MitsubishiElectric.com>